

The background of the entire page is a close-up photograph of a stone wall. The stones are rectangular and roughly hewn, with a mix of brown, tan, and grey tones. The mortar joints are visible, and the overall texture is rugged and natural.

STONE^{wiz}[®]

Architectural Cladding. Elegant Living

Manufactured Architectural Stone Cladding

IMPERIAL CASTLE

✉ contactus@stonewiz.in

🌐 www.stonewiz.in



IMPERIAL CASTLE-ROYAL AMBER




IMPERIAL CASTLE-SILVERTON



IMPERIAL CASTLE-CANYON GREY



IMPERIAL CASTLE-PEARL



IMPERIAL CASTLE-MISTY GREY



IMPERIAL CASTLE-OYSTER



IMPERIAL CASTLE-ARCTIC WHITE



SIERRA CUT-ASHLAR



IMPERIAL CASTLE-RAINFOREST



STONEWIZ IS A COMPANY THAT SPECIALIZES IN PRODUCING ARCHITECTURAL MANUFACTURED STONE PRODUCTS AND IMPERIAL CASTLE DESIGN HAS BEEN CRAFTED TO CREATE A VISUALLY STUNNING EFFECT, EVOKING A SENSE OF GRANDEUR AND TIMELESSNESS. THE STONE CLADDING CAN BE APPLIED TO THE EXTERIOR WALLS, GIVING THE IMPRESSION OF SOLID STONE CONSTRUCTION.


THE ADVANTAGES OF MANUFACTURED STONE CLADDINGS ARE ITS DURABILITY, RESISTANCE TO WEATHERING, FADING, AND CRACKING, ENSURING THAT THE STONE MAINTAINS ITS MAJESTIC APPEARANCE FOR YEARS TO COME. ADDITIONALLY, IT REQUIRES MINIMAL MAINTENANCE COMPARED TO NATURAL STONE, MAKING IT AN ATTRACTIVE OPTION FOR LONG-TERM UPKEEP.

STONEWIZ'S IMPERIAL CASTLE DESIGN, FEATURING ARCHITECTURAL MANUFACTURED STONE CLADDING, OFFERS A COMPELLING SOLUTION FOR CREATING A REGAL AND IMPRESSIVE STRUCTURE THAT STANDS THE TEST OF TIME.



IMPERIAL CASTLE-ROYAL AMBER

IMPERIAL CASTLE-ROYAL AMBER





IMPERIAL CASTLE-ROYAL AMBER



IMPERIAL CASTLE-ROYAL AMBER



IMPERIAL CASTLE-ROYAL AMBER



IMPERIAL CASTLE-SILVERTON




IMPERIAL CASTLE-SILVERTON



IMPERIAL CASTLE-CANYON GREY




IMPERIAL CASTLE-PEARL



IMPERIAL CASTLE-PEARL

IMPERIAL CASTLE-PEARL






IMPERIAL CASTLE-PEARL



IMPERIAL CASTLE-MISTY GREY



IMPERIAL CASTLE-OYSTER



IMPERIAL CASTLE-OYSTER




IMPERIAL CASTLE-OYSTER

IMPERIAL CASTLE-OYSTER





GRAND CANYON-ARCTIC WHITE






IMPERIAL CASTLE-ASHLAR



IMPERIAL CASTLE-RAINFOREST

SPECIFICATION (IMPERIAL CASTLE)

Flat Stone		Corner Stone		Thickness
 <p>95mm/190mm/285mm</p>		 <p>185/285 mm 95mm</p>		 <p>20mm to 30mm</p>
Weight of stone: 3.4 kg per sq. ft. (Approx.)		Area covered per running feet= 1.10 sq. ft.		
Area Per Box (sq.ft.)	8.75	Area Per Box (rft.)	4.36	
Weight Per Box (kgs.)	30	Weight Per Box (kgs.)	18	